



# ARTEMIS BLUEWATER400

# LIVE YOUR DREAM!

The Bluewater 400 is probably the best cruising yacht ever built in Australia, with world class construction and fitout, and exceptional performance. **Artemis** has been lightly used, is in excellent condition with an impressive inventory, and is ready to sail anywhere.

## KEY FEATURES

Designer	Joe Adams
Construction	Solid GRP with integral keel and skeg, built to survey standards
Dimensions	LOA 40'3" (12.27m) LWL 35' (10.67m) Beam 13'1" (4m) Draft 6'3" (1.9m) Disp app 12,000 kgs
Registration	ABM141N (NSW)
Ship No.	ON 856365 (Australia)
Sail No.	5881
Yacht type	Sloop rigged cutter with furling headsail and furling stay sail
Launched	May 1998
Layout	3 cabins: owner's king size berth forward, 1 double and 1 single berth aft; head and shower
Sails	Main & headsail - North Marathon 3DL, new; MPS with snuffer – Hood, 2004, as new; staysail – Ian Short, excellent condition
Engine	Yanmar 50 hp, professionally serviced, approx 1900 hours
Fuel capacity	Approx 500 litres – range 1,000M +
Water capacity	Approx 1150 litres
Holding tank capacity	Approx 350 litres
Power	12V and 240V – all gel cell batteries. Exceptional house-power supported by 4 solar panels

A great looking boat that attracts compliments wherever she goes, Artemis is sea kindly and has exceptional sailing performance on all points. The raised saloon makes her light, airy and spacious and gives excellent visibility. She is fast, comfortable, safe and always a source of pride for her owner.



# ARTEMIS BLUEWATER400

## HULL AND DECK

- Renowned designer Joe Adams has produced a fast, sea kindly hull with moderate beam and sufficient volume to carry the weight of gear and provide ample stowage for extended cruising without compromising performance
- Bluewater Cruising Yachts developed the design to incorporate the raised saloon, affording wonderful space, light and ventilation while retaining handsome and timeless lines
- The hull is solid GRP built to benchmark standards of construction, with an integrated keel and skeg, and one piece cast lead ballast. See full details of construction on the Bluewater Cruising Yachts web site [www.bwcy.com.au](http://www.bwcy.com.au)
- Hull antifouled and anodes replaced as required June 2009
- Deck gear is Ronstan with a combination of Harken and Lewmar blocks and Spinlock clutches. New Harken mainsheet blocks late 2007
- Furlers are top of the line Schaeffer with twin track foils. The headsail can be hand furled in 20 knots
- The mainsail is carried on free running Rutgerson ball bearing track cars (battens and intermediates) for easy handling and flexible reefing
- Traveller and headsail tracks and cars on ball bearing runners upgraded by BWCY 2004. All adjustable from cockpit
- All sheets, halyards and lines lead to the cockpit. Artemis is set up to be sailed single handed, with all lines accessible from the wheel
- Anchor – CQR 45lb on 300' gal chain in good condition
- Anchor, spare: Danforth 45 lb
- Anchor plates in heavy duty polished ss with robust bronze bushes
- Windlass – Arco Orca, electric
- Deckwash, salt water, mounted adjacent to windlass and anchor locker, new Johnson high pressure pump 2006
- Pulpit and pushpit in robust polished 316 ss with pushpit integrated in bimini and davit arch. Extra seats (attractive varnished Australian hardwoods) in pushpit
- Robust ss lifeline stanchions mounted on base and bulwarks, with triple lifelines, to survey standards. Rigid and secure
- Attractive, maintenance free and robust polished ss handholds on the length of the trunk top afford great security when moving on deck
- Boarding gates port & starboard, with custom built demountable steps for dockside boarding
- Boarding gate at transom, with steps and ss handholds from swim platform
- Swim platform with fold down ss swim ladder, hot & cold shower in transom locker
- Nav lights – single unit at bow; tricolour at masthead; stern light in bimini arch
- Dinghy davits – robust and attractive construction – one person can easily launch and recover Zodiac RIB with 3 hp outboard
- Outboard carrying plate mounted on pushpit
- Covers and screens – canvas covers for all deck hatches; dark shade covers for all saloon windows double as curtains for privacy dockside
- Heavy duty fitted shade cover / boom tent covers trunk top and deck to lifelines, with additional shade cover for foredeck
- Fitted removable or rollaway shade covers to completely surround cockpit provide full shade with unrestricted airflow for summer cruising
- Similar clear screens afford full cockpit protection in foul weather. (Tested in gusts to 65 knots on the dock at Lake Macquarie)
- Deck – fibreglass with moulded non-slip surface. Practical, cool, no maintenance and no leaks
- Cockpit – teak over glass in excellent condition
- Discrete and functional bulwarks with adequate scuppers enhance safety and security and contribute to the attractive sheer of the boat
- Alloy toe rail with polished ss fairleads to robust mooring cleats at bow, mid ship and stern. Practical, versatile and attractive



# ARTEMIS BLUEWATER400

## SAILS AND RIGGING

Artemis has been thoughtfully rigged for easy short handed sailing. The present owner has undertaken many extended single handed passages.

- Cutter rig with headsail and staysail on Schaeffer furlers (3100 & 2100) with twin track foils
- Mainsail – North Marathon 3DL fully battened with 3 reef points, new 2007, on Rutgeron track cars (new) with jamb cleat at mast – can be easily raised to the mast top by one person without a winch
- Headsail - No 2, cruising cut, North Marathon 3DL new 2007
- Staysail – Ian Short Sails in storm cloth, excellent condition
- MPS with sock – Hood radial, 1.5oz, with Artemis logo – 2003, lightly used, in excellent condition. Easily handled. Stunning on the water
- Sparcraft mast, deck stepped, white powdercoat
- Selden boom, white powdercoat, single line reefing reeved for three reefing points new 2009
- Seldon rod kicker new 2009
- Original Dutchman boom brake
- Spinnaker pole mounted on mast track
- All reefing lines, furling lines, spinnaker halyard and sheets new 2005 – all in excellent condition
- Standing rigging in 316 ss, orig, inspected 2006. Bluewater yachts are rigged to sail the world
- Retractable running backstays to cockpit, Spectra, new 2006
- Winches in cockpit – 2 x primaries 56; 2 x secondaries 40; 2x mainsheet located on trunktop at companionway. One winch on the mast for halyards
- All winches Arco polished stainless steel, 2 speed & serviced regularly



## COCKPIT

- Built for cruising – spacious, comfortable and secure. The coamings offer excellent back support; the seats are long enough to stretch out on and with the comfortable cushions make a great day berth
- Custom fold out varnished teak table and drinks holder
- Cockpit light - red light option for night vision
- Custom teak floor in excellent condition
- Custom made cockpit cushions, in attractive all weather fabric
- Sheet organisers keep ropes ordered and out of the way
- Continuous mainsheet with winches on the trunk top port and starboard means she can be trimmed from either side
- Waterproof speakers for the entertainment system
- Waterproof speakers for VHF and HF radios
- Full instrumentation
- Three small lockers in the cockpit and a huge lazarette aft
- Additional dedicated gas locker for two 20kg bottles in ss retainers
- Swim platform with strong ss foldaway ladder and hot & cold shower
- Extra seating in aft corners – attractive varnished Australian hardwood
- Spray dodger, bimini, clear fill panel on strong ss frames, with removable clear cockpit screen panels - fully enclose the cockpit and aft deck for foul weather. All new late 2003
- Custom cockpit shade screens allow full air flow but keep things cool in the summer
- Galleymate 1000 ss bbq with custom cover & 20 kg gas bottle






# ARTEMIS BLUEWATER400

## MECHANICAL AND PROPELLER

- Engine - Yanmar 4JH2 naturally aspirated diesel, 50 HP with fresh water cooling system, fastidiously maintained and professionally serviced - approx 1900 hours.
- Custom raw water inlet filter
- Dual CAV primary fuel filters – we have never had a fuel blockage to the engine. Fuel shutoff can be operated externally for emergencies.
- Spacious, well lit engine room with good access from behind piano hinged companionway on ss gas struts, and removable side panel - allows easy maintenance and servicing. The spotless presentation speaks for itself.
- High output engine room blower venting through transom
- Autostream 20" ss 3 blade feathering propeller, new mid 2005 on new 316 ss prop shaft to allow over-standard prop. Full service Oct 2007.
- Spare fixed 3 blade 18" prop.
- PSS stern gland, totally dry
- Engine/gearbox serviced late 2009
- Engine mixing elbow new 2009



## STEERING AND CONTROLS

- Whitlock 'Cobra' rack & pinion direct drive system – the best
- Rudder post bearings replaced and steering system serviced by Bluewater Cruising Yachts mid 2005.
- 36" (915mm) ss wheel with custom leather cover – leather new 2006
- Whitlock Morse single lever engine/gear control, adjustable friction control
- Coursemaster 600 autopilot, interfaced with GPS and navigation controls driving through very robust chain and cable to tiller quadrant – main controls at nav station; standby switch at helm; standby switch and steering control in companionway. System has just been serviced
- Strong and functional emergency tiller

## TANKAGE AND PLUMBING

- Diesel – 450 litres in 2 x ss tanks under aft berths with twin fillers and breathers to transom. Inspection lids and baffles fitted. Always maintained with biocide
- Water – 1150 litres in 3 tanks, located in structural floors. Sufficient baffles fitted, lined with 4 coats of epoxy. Accessible freshwater inlet and outlet manifolds. Superb water capacity and storage quality. Never miss a shower
- Holding tank approx 350l located in structural floors. High output manual discharge overboard and pump out station
- 50L hot water system off engine - excellent heat retention
- Johnson 2.5 gpm high pressure freshwater pump to galley, with manual cold water hand pump in addition new 2009
- High pressure salt water deck wash pump, upgraded from standard. Dual filter inlet. Outlet adjacent to chain locker. Pump new 2006
- All plumbing labelled and accessible
- All through-hull fittings & sea cocks in bronze or ss – all labelled; tapered wooden plugs attached to all by lanyard



# ARTEMIS BLUEWATER400

## SAFETY AND FIRE FIGHTING

- RFD 'ProSaver' 4 person life raft (mid 2009 survey), in canister on secure custom built deck mount
- Mobilert Crewsafe with 6 crew pendants – the best warning and track back MOB system in the world. Peace of mind for short handed cruisers and families
- 406 EPIRB new 2007
- Life ring and strobe mounted on pushpit rails
- Lifesling MOB recovery buoy mounted on pushpit, and recovery gear
- Ocean Safety Jon Buoy inflatable danbuoy mounted on pushpit
- 4 coastal PFD's
- Flare canister and abundant flares
- Fire extinguishers – 1 forward, 2 in saloon & galley, 1 large in aft lazarette
- Fire blanket in galley
- DVK gas & fume monitor system
- Bilge pumps – 1 Whale Gusher Titan manual bilge pump from cockpit; 2 x Whale 9000 electric bilge pumps under cabin sole
- Webbing jack stays with ss attachments; 4 x clip on points in cockpit
- Boom brake to prevent accidental jibes of the main boom
- Passive safety features – abundant handholds right through the boat; robust ss handholds on raised saloon deck; new non-slip surface on the wide and secure companionway; custom beautifully finished non-slip mats, colour matched with Artemis logo



## ELECTRICAL

- High output (80A) alternator
- 4 x Solarex solar panels mounted above bimini – provide sufficient trickle charge through BP solar regulator (new 2006) to keep batteries topped up and 12V fridge running summer & winter
- Smart regulator, Heart Interface Pathmaker and battery input/load/charge monitor for optimum battery management
- BME System 22 Control Monitor with 22 circuit breakers, battery condition monitor and bilge pump controls
- Power significantly upgraded from standard. Batteries – 6 house, 1 starter, all gel cell new 2004. All batteries secured under custom built ss retention plates and housing base – cannot move in any conditions. Exceptional house capacity with years of service to go
- 2 x 12V charge sockets with torch plug units at chart table; 1 in head locker
- Mastervolt 40A charger (2004)
- Xantrex 500 inverter (2003)
- 240V from shore power – input socket in cockpit; 1 double GPO from shore power; 1 double 240V GPO from inverter



# ARTEMIS BLUEWATER400

## NAVIGATION, INSTRUMENTS, RADIOS AND ENTERTAINMENT

- Full sized navigation table with ample space for charts and extras under piano hinged lid
- Furuno GPS Navigator
- Furuno Navnet 7" radar and colour plotter with dual display capability (2004), and NavNet C-Maps for eastern Australia – integrated with Coursemaster 600 autopilot
- Nav system wired to auxiliary / emergency handheld GPS
- All connections to integrate laptop navigation
- Xaxero weatherfax for Windows, for connection to laptop (laptop not included) with 3 x dedicated weatherfax channels on HF
- Raymarine ST 60 instruments – analogue wind; speed / log; depth / water temp – located over companionway, with digital multi-display repeater at chart-table. All new system mid 2004
- GME Electrophone GX558 VHF radio with auxiliary speaker in cockpit
- Barrett 550 SSB/HF radio with weather fax, speaker at chart table, plug for earphones, auxiliary speaker in cockpit; Codan 9103 antenna tuner; backstay antenna and emergency whip antenna.
- Pioneer Super Tuner III high power FM/AM tuner & CD player with integrated equalizer; Pioneer 6 CD stacker; top of the line Pioneer saloon speakers; Majestic waterproof cockpit speakers with custom ss guards
- Xien 19inch TV/DVD new 2009



## GALLEY AND REFRIGERATION

- At the foot of the companionway on portside is the large and functional galley, in a secure U-shaped layout. The location close to the centre of the boat affords minimum motion at sea. Many meals have been prepared at sea without fuss
- Adequate bench space and outstanding stowage in 4 drawers and 6 lockers. Custom fittings for crockery, glasses and cups (incl.)
- Twin ss sinks with hot & cold pressure water and auxiliary freshwater hand pump
- Maxco Tudor LPG stove with two burners, separate grill and oven
- The large chart table adjacent affords extra preparation space at anchor
- Large top-opening ss fridge/freezer with U-tec plate from engine driven compressor (spare compressor on board), with removable ss racks/baskets. Ample insulation affords good performance in the hottest tropical conditions
- Additional front opening 12V fridge with freezer





# ARTEMIS BLUEWATER400

## INTERIOR FITOUT AND LAYOUT

- The immediate impression as you step below on Artemis is the light, space and freshness of the saloon and accommodations, and the quality of the fitout in traditional but light toned teak. The raised saloon affords outstanding headroom and visibility and ventilation is excellent.
- Layout - from forward:
  - Forward cabin behind a structural collision bulkhead - king size berth with infill panel and ample lockers for personal stowage. Under the berth are 5 huge stowage lockers. Hella 2 speed fan and personal reading lights. 2 opening portholes with dead lights new 2009
  - Immediately behind is the head to port with a large hanging wet locker, and on the opposite side of the passageway, the owners wardrobe area with two large cupboards with shelves, and a large hanging locker
  - Separated by an attractive teak bulkhead is the spacious saloon area, extra door fitted 2009, featuring a U-shaped dinette with comfortable seating for 6 at a large teak table with adequate but unobtrusive fiddles. Opposite is the settee, seating 3 adults and long enough to make an excellent sea berth, right in the centre of the boat where it should be. Lee sheets fitted
  - The saloon features 6 large lockers (one being a custom built cocktail cabinet), bookshelves and tv/video entertainment unit. Below and behind the dinette and settees are further huge stowage lockers
  - Upgraded seating throughout with bolstered cushions in practical and attractive Ultrasuede
  - Portside at the foot of the companionway is the large galley in a secure U-shaped layout, with the navigation area opposite to starboard, featuring an attractive, functional teak chart table with piano hinged lid opening to a large chart/storage area; additional cupboards and hatches
  - Continuing aft, behind the galley to port is a comfortable single berth with lee sheet. Opposite on starboard, with the engine room between, is a private double cabin with two lockers (1 hanging), and stowage hatches
- Excellent lighting throughout, with switchover red lights in galley and nav area for night vision. Low draw compact fluros in galley and saloon
- Two Hella 2 speed 12V fans in saloon
- Fastidiously maintained and revarnished with a minimum 3 coats through 2006-2007, the interior presents superbly



# ARTEMIS BLUEWATER400

## HEAD

- TMC electric toilet
- Moulded hand basin with mirrored cupboard above and further cupboard below
- Large wet locker
- Spacious shower area



## STOWAGE

Exceptional stowage is a feature of the Bluewater 400

- Custom toolbox / winch handle stowage in top step of companionway
- Adequate storage for mooring lines, fenders etc in forward lazarette/chain locker
- Huge lazarette aft of cockpit
- Stowage lockers for sail ties, gloves, personal gear in 3 cockpit lockers
- Abundant storage for clothing, provisions and equipment throughout the boat – adequate for the longest passages and liveaboard plans
- All cupboards in teak with secure door catches, flowcoated inside for easy cleaning



## DINGY AND DIVITS

- Zodiac 3.0m 4 person RIB with webbing straps for davit and collapsible oars (new 2010)
- Mercury 3 hp outboard and auxiliary fuel tank – will plane with 2 aboard (new 2010)
- Robust ss davits, attractively incorporated in bimini / solar panel frame – easily launch dingy with outboard, single handed

## MANUALS AND OPERATING SYSTEMS

- Comprehensive manufacturers' manuals, fully indexed, for all equipment and operating systems on board

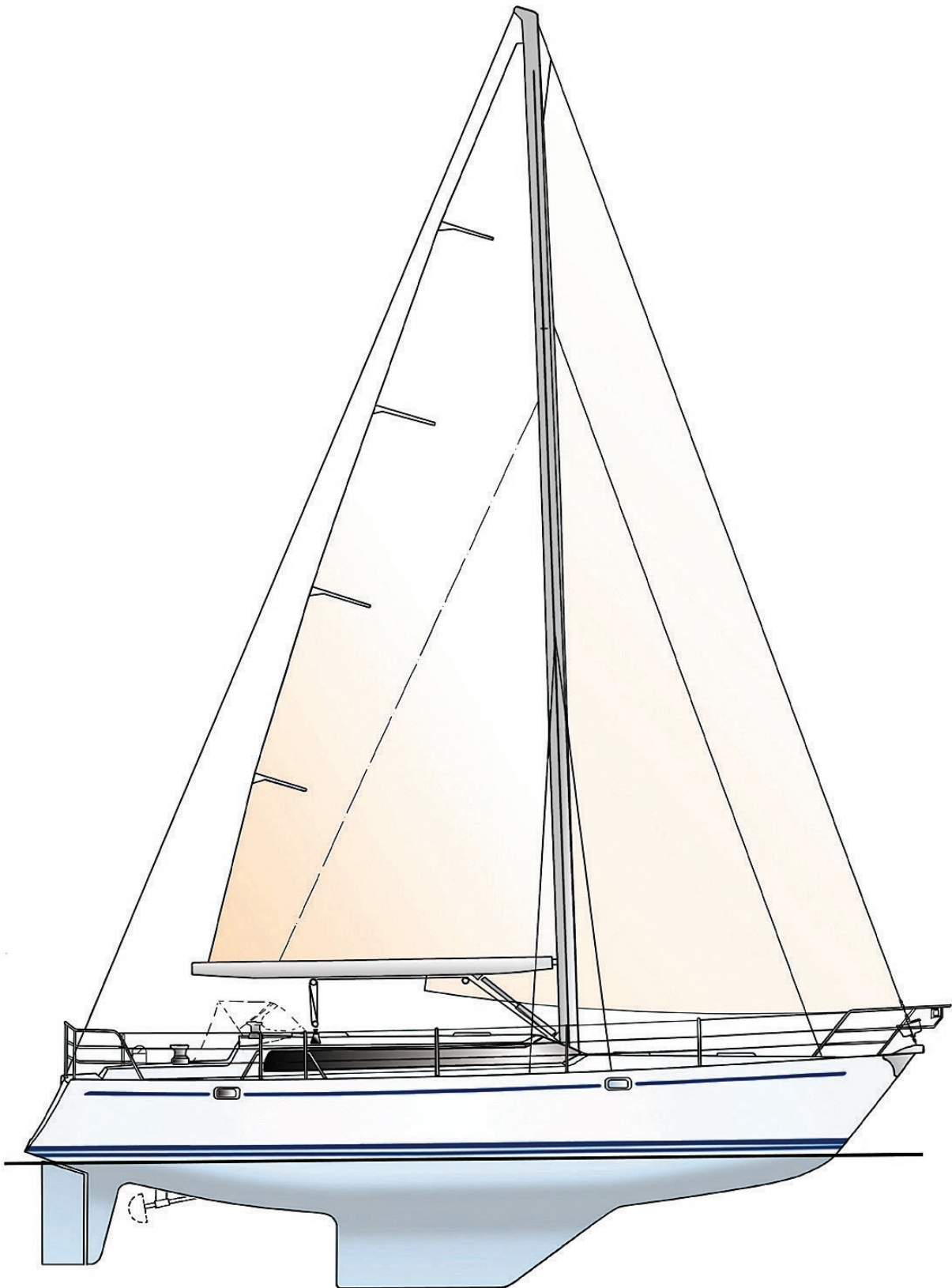
## MISCELLANEOUS

- Bosuns chair
- Canvas covers for all deck hatches and pushpit seats.
- Custom shade covers for saloon windows
- Musto wet weather gear, 2 sets, new 2010
- Hull and deck polished/waxed and fully detailed mid 2010, presents in pristine condition





# ARTEMIS BLUEWATER400




ARTEMIS Profile



BLUEWATER CRUISING YACHTS

# ARTEMIS BLUEWATER400



ARTEMIS Layout



BLUEWATER CRUISING YACHTS